



# FourColor Process

Correction for white fabric



print  
my  
transfer  
.com

Enter your reference for the order and choose your file

Log out

Home

My account

Create/order your product

Quick quote

My basket

My orders

My invoices

My images

Leadtime

My vouchers

My claims

Our guides

## Create / order a product

Create your product by clicking on "Choose a file" in order to launch our image processing tool. You will have to choose one of our printing technique. The size of your file will be automatically detected. You will then enter your quantities to know the prices.

Image



Your reference:

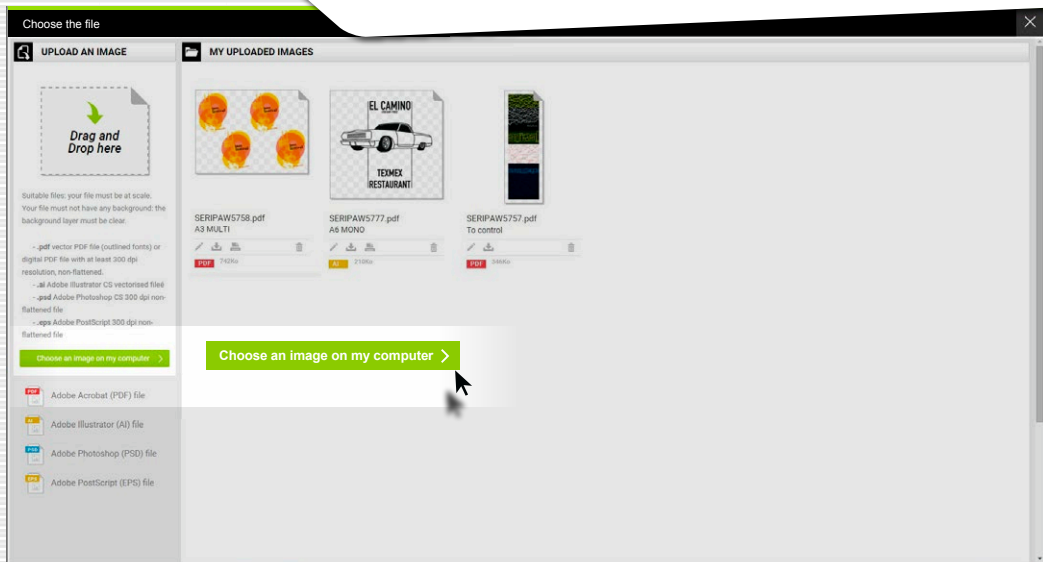
Transfer:

FourColor (from 2 colors to unlimited)  
Sublistop (quadri pour textiles sublimés)  
White OneColor  
OneColor (1 color)

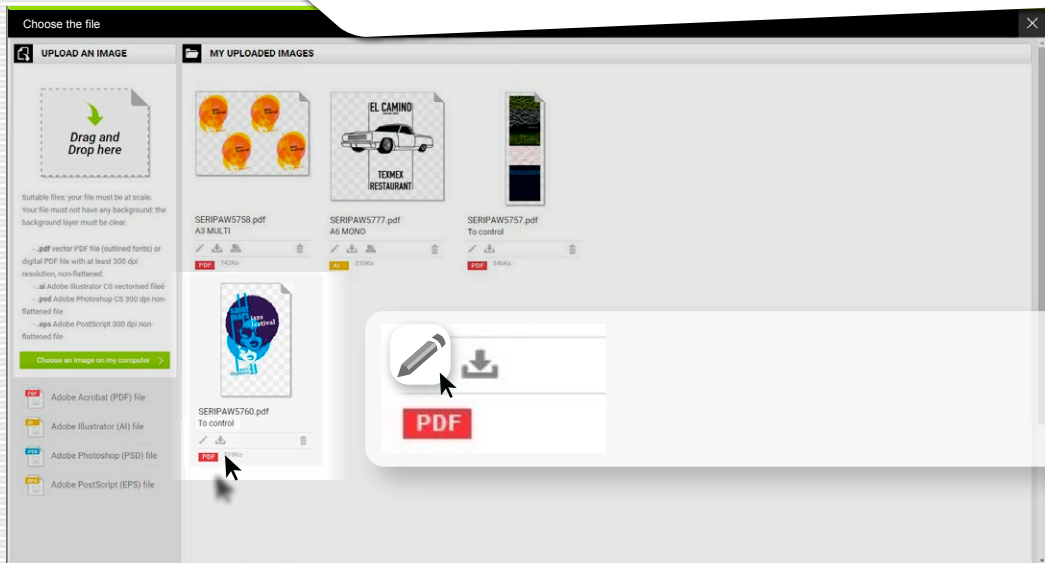
Choosing a file >

ADD TO BASKET >

# Choose an image on my computer



# Verify the file ...




# Choose FourColor Process...

File validation : SERIPAW5760.pdf

Return



 **Help / Guides**

**1** Size and transfer print technique

Transfer: FourColor (from 2 colors) ▾  
Size: **FourColor (from 2 colors to unlimited)**  
Sublistop  
White OneColor  
OneColor (1 color)

CHECKING THE FILE >



CHOOSE THE COMPLIANCE OPTION >

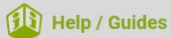
**2** File analysis

**3** File validation



Transfer pressed on one and only color fabric...

File validation : SERIPAW5760.pdf



## 1 Size and transfer print technique

Transfer: FourColor (from 2 colors to 4 colors) ▾

Size: A5 (size: up to 13.2\*19.4)  
Combined sheet

Fabric:



The logos on the board are all printed on the same fabric color.



The logos on the board are printed on different fabric colors.

Choose the color:



White



Black



Other

CHECKING THE FILE >



CHOOSE THE COMPLIANCE OPTION >

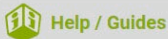
## 2 File analysis

## 3 File validation



Choose the color fabric (White),  
then Checking the file...

File validation : SERIPAW5760.pdf



## 1 Size and transfer print technique

Transfer: FourColor (from 2 colors to 4 colors) ▾

Size: A5 (size: up to 13.2\*19.4)  
Combined sheet

Fabric:



The logos on the board are all printed on the same fabric color.



The logos on the board are printed on different fabric colors.

Choose the color:



White



Black



Other ▾

CHECKING THE FILE >



CHOOSE THE COMPLIANCE OPTION >

## 2 File analysis

## 3 File validation



The software calculates the result...

File validation : SERIPAW57

 **Help / Guides**

**1** Size and transfer print technique

**Transfer:** FourColor (from 2 colors to unlimited)

**Size:** A5 (size: up to 13.2\*19.4)  
Combined sheet

**2** File analysis

Cancel



67 %

Our online-tool show the final result according the chosen fabric color.

If the fabric is **white** or **very clear**, you do not need to choose any correction (please check your file carefully).





Click on the magnifier tool on the right in order to zoom ...

File validation : SERIPAW



Help / Guides

## 1 Size and transfer print technique

**Transfer:** FourColor (from 2 colors to unlimited)

**Size:** A5 (size: up to 13.2\*19.4)  
Combined sheet

## 2 File analysis



Our online-tool show the final result according the chosen fabric color.

If the fabric is **white** or **very clear**, you do not need to choose any correction (please check your file carefully).

If the fabric color is **dark** we recommend you choose



The result reveals a slightly darker outline...  
Try a correction...

File validation : SERIPAW



Help / Guides

## 1 Size and transfer print technique

**Transfer:** FourColor (from 2 colors to unlimited)

**Size:** A5 (size: up to 13.2\*19.4)  
Combined sheet


## 2 File analysis



Our online-tool show the final result according the chosen fabric color.

If the fabric is **white** or **very clear**, you do not need to choose any correction (please check your file carefully).

If the fabric color is **dark** we recommend you choose



At the bottom of the page...  
Correct the entire file

File validation : SERIPAW570



Help / Guides

# 1 Size and transfer print technique

Transfer: FourColor (from 2 colors to unlimited)

Size: A5 (size: up to 13.2\*19.4)  
Combined sheet

## 2 File...



Options compliance step >



Select a zone to correct >

Correct the entire file >

## The software calculates the 2 corrections...

File's correction



**Correction no 1:** (preferred solution to apply on dark fabrics)



**Correction no 2:** add a crimp of the chosen color



**Image without correction**

## Proposed Corrections ...

### File's correction

Correction no 1:  
(preferred solution to apply on dark fabrics)



Correction no 2: add a crimp of the chosen color



at the bottom of the page...  
Image without correction

Correction 1 : color expanded (does not fit for this case).  
Correction 2 : addition of a white crimp around the artwork...

File's correction

Correction no 1:  
(preferred solution to apply on dark fabrics)



Apply correction no1

Correction no 2: add a crimp of the chosen color



Apply correction no2

Apply the Correction 2...  
Or go back to the version with no correction,  
at the bottom of the page.

File's correction

Correction no 1:  
(preferred solution to apply on dark fabrics)



Apply correction no1

Correction no 2: add a crimp of the chosen color



Apply correction no2

Image without correction



## File with Correction 2...

Next to validate.

File validation : SERIPAW5760.pdf

100 %

Our online-tool show the final result according the chosen fabric color.

Be careful, no additional checking operation will be done by PRINTMYTRANS!

< Hide

Please use the magnifying image and choose where to on the magnifier and pass

Optional Compliance

Select a zone to correct

Correct the entire image



Correction no 2: add a crimp of the chosen color

Cancel correction

NEXT >

NEXT >

3

File validation



Confirmation of validation...  
File corrected and validated.

ok!

File validation : SERIPAW5760.pdf

Size: A5 - Combined sheet

## 2 File analysis



Correction no 2: add a crimp of the  
chosen color

## 3 File validation

- ☒ I agree with the final result and I  
download the PDF.
- ☐ I do not agree and I want to modify my  
file
- ☐ I do not agree and I ask for a **proof**  
(fixed fees of EUR 30.00 euros flat rate)

VALIDATE >

